



Orthogonal vs Perspective view

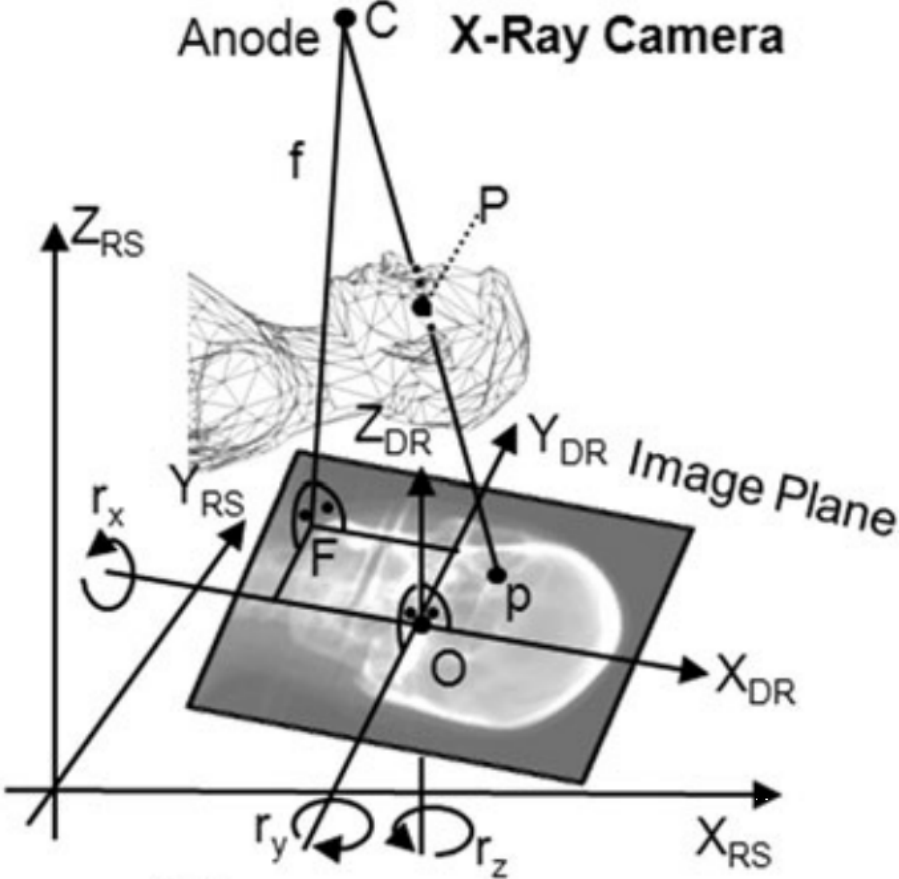


Orthographic Projection



Perspective Projection

X-ray Setup



DICOM format



The image displays a DICOM viewer interface. On the left, a lateral X-ray of a left femur is shown. The top-left corner of the viewer contains patient and study information: AN_NM_20140730140045, O, AN_ID_20140730140045, 30-July-2014, CR. The top-right corner indicates the device and date: Fluorospot Compact FD, 24-July-2014, 11:42:21. The bottom-left corner has an 'L' marker. The bottom-right corner shows technical details: L: 1018.00, W: 2062.00, Zoom: 34%, and T FEMUR LAT Left.

On the right, the DICOM Tags panel is open, displaying a table of metadata. The tag (0018,1110) DistanceSourceToDetector is highlighted in blue.

(Group,El...	TAG Description	Value
(0008,1150)	ReferencedSOPClassUID	
(0008,1155)	ReferencedSOPInstanceUID	
(0008,1120)	ReferencedPatientSequence	
(0008,1150)	ReferencedSOPClassUID	
(0008,1155)	ReferencedSOPInstanceUID	
(0008,2111)	DerivationDescription	<FlipH=NO> <Rotate=0°>
(0008,3010)	IrradiationEventUID	1.3.12.2.1107.5.3.49.23056.16.201407241142
(0010,0010)	PatientName	AN_NM_20140730140045
(0010,0020)	PatientID	AN_ID_20140730140045
(0010,0030)	PatientBirthDate	20140730
(0010,0040)	PatientSex	O
(0010,1000)	OtherPatientIDs	
(0010,1010)	PatientAge	
(0017,0010)	PrivateCreator	SIEMENS_FLCOMPACT_VA01A_PROC
(0018,0010)	ContrastBolusAgent	
(0018,0015)	BodyPartExamined	EXTREMITY
(0018,0060)	KVP	59.8
(0018,1000)	DeviceSerialNumber	23056
(0018,1004)	PlateID	SNI35211
(0018,1020)	SoftwareVersions	VF85B
(0018,1030)	ProtocolName	T FEMUR LAT Left
(0018,1110)	DistanceSourceToDetector	1152
(0018,1134)	TableMotion	STATIC
(0018,1138)	TableAngle	-180
(0018,113A)	TableType	TILTING
(0018,1150)	ExposureTime	14
(0018,1151)	XRayTubeCurrent	456
(0018,1152)	Exposure	6
(0018,1153)	ExposureInuAs	6300
(0018,1154)	AveragePulseWidth	13.8
(0018,1155)	RadiationSetting	GR
(0018,115A)	RadiationMode	PULSED
(0018,115E)	ImageAndFluoroscopyAreaDoseProduct	1.729
(0018,1160)	FilterType	NONE
(0018,1164)	ImagerPixelSpacing	0.144^0.144
(0018,1166)	Grid	FOCUSED
(0018,1200)	DateOfLastCalibration	20140203
(0018,1400)	AcquisitionDeviceProcessingDescription	Philips Style

Ground Truth Data FIT

